



DR.O Medical Solution



Perfect care program by Medical DR.O

G9 Anti-Aging Skin Care

G9 Soften & Moisturizing Skin Care

Medical Hair Loss Treatment



YouTube

CIESKIN



U&B Co.,Ltd

10, Yongso-ro 19beon-gil, Nam-gu, Busan, Korea

TEL : +82.51.305.0052 FAX : +82.51.305.8772

E-MAIL : web@unbb.kr

www.unbb.kr
Made In KOREA



G9 Anti-Aging Skin Care

STEP 1



STEP 2



STEP 3

Platinum G9 Solution



G9 growth factors give you fundamental beauty

It is a high-quality product based on platinum with excellent antioxidant capacity and G9 growth factors acting on epidermal dermis.

- Application**
- Platinum for skin-aging
 - Growth Factors for revitalizing and rejuvenating skin recognized by novel prize.
 - Perfect skin care solution for experts

Component

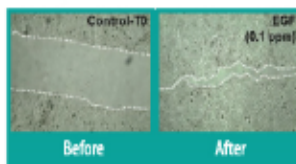
Platinum



Growth Factors



Before / After Scar



CIESKIN MTS Toning Stamp



- Application**
- Beauty device for quick and deep absorption into your skin. Use it for 5-7 minutes, twice per week.

Function



Micro needle electric current



LED




8000 pulses per minute



Absorption technology

How to use



Platinum G9 Cream



G9 and Platinum are very effective for wrinkles by giving skin vitality and elasticity.

- Application**
- Platinum & Growth Factors
 - Intensive revitalizing and rejuvenating wrinkles like eyes, lips, neck treatment cream

Component


Platinum



Growth Factors



Before / After Skin tissue change



Anti-Aging Skin Care Step



Cleanse the skin and gently massage it

Apply the G9 Easy Toner

Apply the Platinum G9 Solution

Use the MTS Toning Stamp. Don't drag it. Just gently press it from one point to another point.

Apply the Hydration Ampoule

Use the MTS Toning Stamp on your own mask pack

Apply the G9 Cream and a sunscreen.

G9 Soften& Moisturizing Skin Care

STEP 1

G9 Easy Toner




Natural herbal ingredients to adjust skin pH levels, removes any pollutants that still remain below the surface of the skin, protects and soothes skin from external stimulus.

Application

- Care of acne
- Control of sebum secretion
- PH balancing treatment

Component



What it does

- A balancing & nourishing facial toner
- It minimizes pores and soothes skin from external stimulus.
- G9 growth factors and Peptide keep your skin condition stable.



STEP 2

G9 Milk SPA Peel



Spicule dissolves acne and clogged sebum in pores. Milk peel assists with removal of dead skin cells.

Application Milky peeling complex helps you gently exfoliate and improve dermis condition

Component



What it does



STEP 3

G9 Hydration Ampoule




G9 Growth factors
Hyaluronic Acid

Application

- Intensive moisturizing ampoule for glowing and shiny skin
- Antioxidants for healthy skin

Component



What it does

The **G9 Hydration Ampoule** has intensely moisturizing effects, hydrates rough and dry skin, improves your moisturizing ability and prevents your skin from water loss.

Soften & Moisturizing Skin Care Step



Medical Hair loss Treatment

STEP 1

Expert

S8 Scalp Solution




Saw palmetto
Copper Tripeptide-1

- 5 α -reductase inhibition
- 5-lipoxygenase inhibition
- It helps to prevent hair loss
- It reduces sebum secretion

Expert

G9 Scalp Solution



9 Growth Factors
Houttuynia Cordata Extract

- Premium Growth Factors for scalp barrier strength
- Nourishing your scalp and hair root with biotin and houttuynia cordata

Personal use

Scalp Solution Booster



G9 growth factors
65 scalp best ingredients

Application Hair loss improvement

- *Improvement
- Hair loss / a dull scalp
- a stressful scalp
- a problem scalp



Houttuynia
cordata extract



G9 Growth
factor



Corni extract



Antimicrobial
peptide



STEP 2

CIESKIN MTS Toning Stamp



Micro needle
electric current



LED



8000 pulses
per minute



Absorption
technology

Application

It helps your scalp absorb good nutrition from the G9 Scalp Solution.



You will get the best result when you use the MTS Stamp with the G9 Scalp Solution. It delivers the nutrition into your scalp deeply and quickly.

SCALP Care step



Make your hair clean
(Cleansing)



Relaxation Massage



Use the Medical Hair Loss
Treatment



Use the MTS Toning Stamp on
your whole scalp



Hair styling