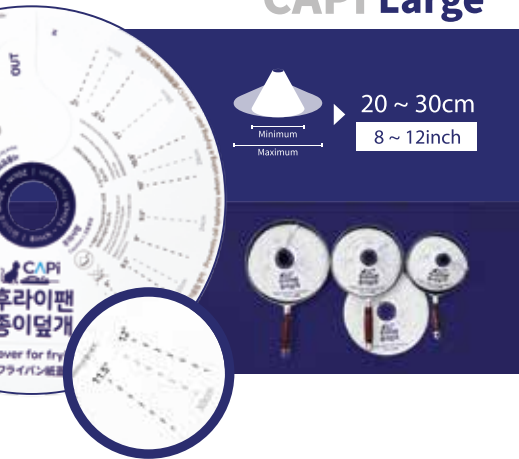




# CAPi Paper Lid for frying pan

## CAPi Large



## CAPi Medium



## CAPi Small



Why CAPI Paper lid for frying pan is  
**Special ?**



To fit the size of the frying pan

**Adjustable size**



For crispy dishes

**Steam air hole**




Easy-to-use

**Safety handle**



Prevent oil splash during cooking

**Keeps clean kitchen**



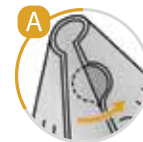
It can be used to both CM and INCH standard frying pans

**Multi-standard**

There are 3 types(**L**, **M**, **S**) of  
CAPi Paper lid for frying pan.



**How to use  
more easily**



Fold along the crease to  
make a handle.

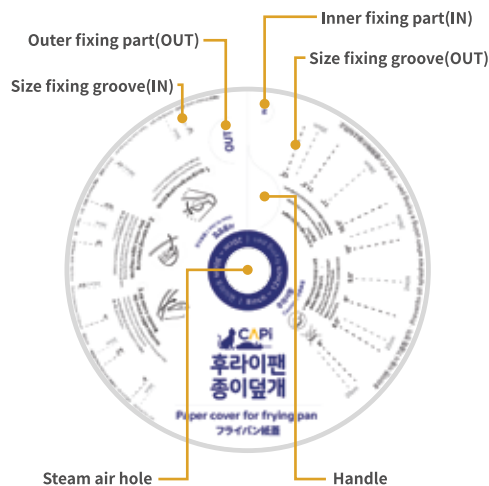


Insert the half-moon  
shaped outer fixing part  
(OUT) into the desired size  
of fixing groove.



insert the half-moonshaped  
inner fixing part (IN) into  
the desired of fixing groove.

## Structure



**bizCLUE**

eulhlee@naver.com  
www.bizclue.co.kr

Made in Korea

Product name : Paper lid for frying pan

Material : Paper

Size(in diameter) : 32cm(12.6inch),  
27.6cm(10.87inch), 25.7cm(10.12inch)

Manufacturer : BizClue Co., Ltd.



Drain cleaner

# EzPOP

## BORE A CLOGGED DRAIN

6PCS IN A PACK



Existing (Others) products are not easy to use due to the neural spines sticks into pipes.

But EzPOP Drain Cleaner!



End your stress for cleaning the drain with an easy touch of EzPOP.

EzPOP can move smoothly since its spines are at the end.




### 01 Fold it

Wrap the product in a towel or cloth and fold from top to bottom along the fold line.

### 02 Move smoothly

Move the product up and down after you put it in the drain.



Item name	Drain Cleaner
Material	PET
Length	50.5cm
Manufacturer	BizClue Co., Ltd.
Unit	6PCS in a pack

**MADE IN KOREA**

**bizCLUE**

✉ [eulhlee@naver.com](mailto:eulhlee@naver.com)

🌐 [www.bizclue.co.kr](http://www.bizclue.co.kr)



**Please make sure to fold before use.**

Never fold with bare hands. You must wrap in cloth or wear gloves to fold.

**bizCLUE**

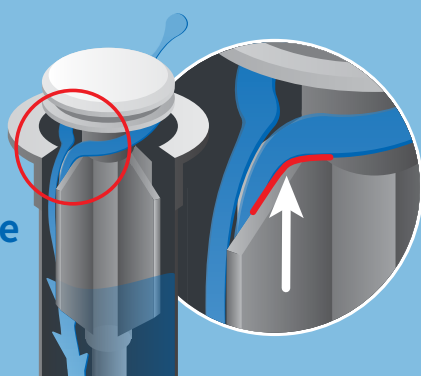
# GHOST POPTIC

Prevent clogging in drain-pipe,  
Disposable Hair Catchers

STEP 01

## How to Use

**POPTIC is stable**  
and does not  
flow down.



01

Remove the protective gear surrounding  
the product's spine.  
(from the bottom to the top)



02

Hold the body of the product by  
hand and insert it into the drain hole.



03

Spread the ring part, cover the drain cap,  
and place it under the drain cap.




04

Please replace after two weeks use.

STEP 02

## Check Point

Now! **Just plug it in**  
and change it  
in two weeks!



Please change it only  
once in two weeks.



Clean appearance  
when plugged in drain.



No damages to the  
drain-pipe. No need for  
chemical products.



Hair once stuck  
does not get lost.



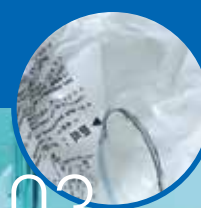
01

Prevent clogging  
from the beginning,  
convenient  
management for  
daily use



02

Clean appearance  
when plugged  
in drain.



03

Easy to clean  
with disposable  
hair catchers

# GHOST POPTIC

Prevent clogging in drain-pipe,  
Disposable Hair Catchers

Item name	Disposable Hair Catchers
Material	PET
Length	44 cm
Color	Blue / Transparent
Unit	8 PCS in a pack
Manufacturer	BizClue Co., Ltd.

**bizCLUE**

✉ eulhlee@naver.com

🌐 www.bizclue.co.kr

**MADE IN KOREA**





Cleaning Revolution

Drainage cleaning  
in a second


CLINET single-use drainage net

CLINET single-use drainage net


# Without touching **hairs**



1 STEP **Bend,**



2 STEP **Put,**

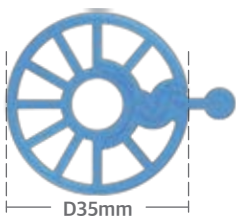


3 STEP **Pull to finish**



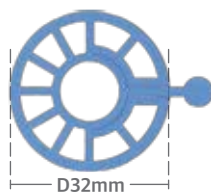
No more picking hairs with your hand.

D35 Bathtub drain

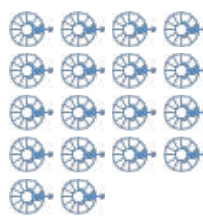


D32 Washbasin drain

Rubber cap drain  
: Old Washbasin drain



18PCS in a pack



Item Name	Disposable Drain Net
Size	Diameter 35mm (Bathtub drain) Diameter 32mm (Washbasin drain)
Thickness	0.25mm
Material	PET
Color	Transparent Blue
Unit	18PCS in a pack
Manufacturer	BizClue Co., Ltd.



✉ eulholee@naver.com

🌐 www.bizclue.co.kr

**MADE IN KOREA**